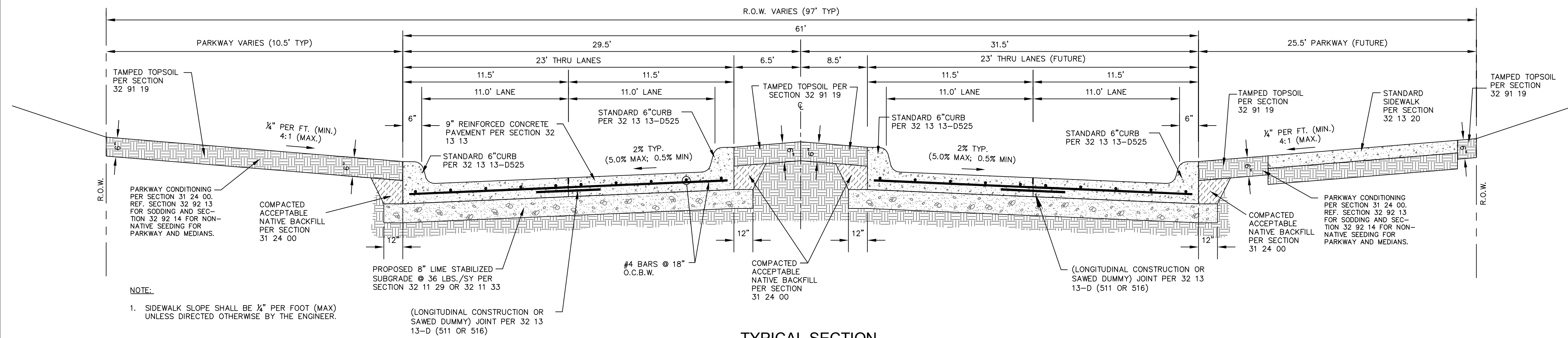
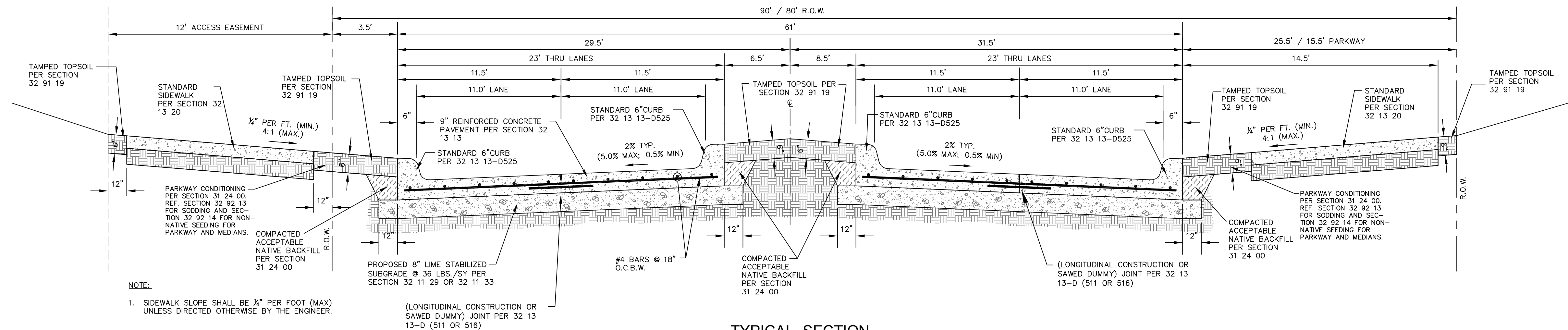


NO.	DATE	DESCRIPTION	BY



TYPICAL SECTION
 OLD WEATHERFORD ROAD (STA. 0+00 TO STA. 42+16.16)




TYPICAL SECTION
 OLD WEATHERFORD ROAD (STA. 42+16.16 TO STA. 72+13.86)

NOTE:
 1. SIDEWALK SLOPE SHALL BE 1/4" PER FOOT (MAX) UNLESS DIRECTED OTHERWISE BY THE ENGINEER.

NOTE:
 1. SIDEWALK SLOPE SHALL BE 1/4" PER FOOT (MAX) UNLESS DIRECTED OTHERWISE BY THE ENGINEER.

C.P.N. XXXXXX



OLD WEATHERFORD ROAD

PAVING DETAILS
 (SHEET 1 OF 6)



DESIGNED: C.F.W.	DATE: JUNE, 2022	PROJECT NO:	SCALE: NO SCALE	SHEET: 32
DRAWN: C.F.W.	CHECKED: T.J.W.			

I:\weatherford\162009\LOBS\2013\28\US\SHP\VD101.dwg, 6/14/2022, 7:56:50 AM, x4