

To the Mayor and Members of the City Council

January 14, 2025

Page 1 of 4



SUBJECT: LIBRARY FISCAL YEAR 2024 PERFORMANCE MEASURES UPDATE

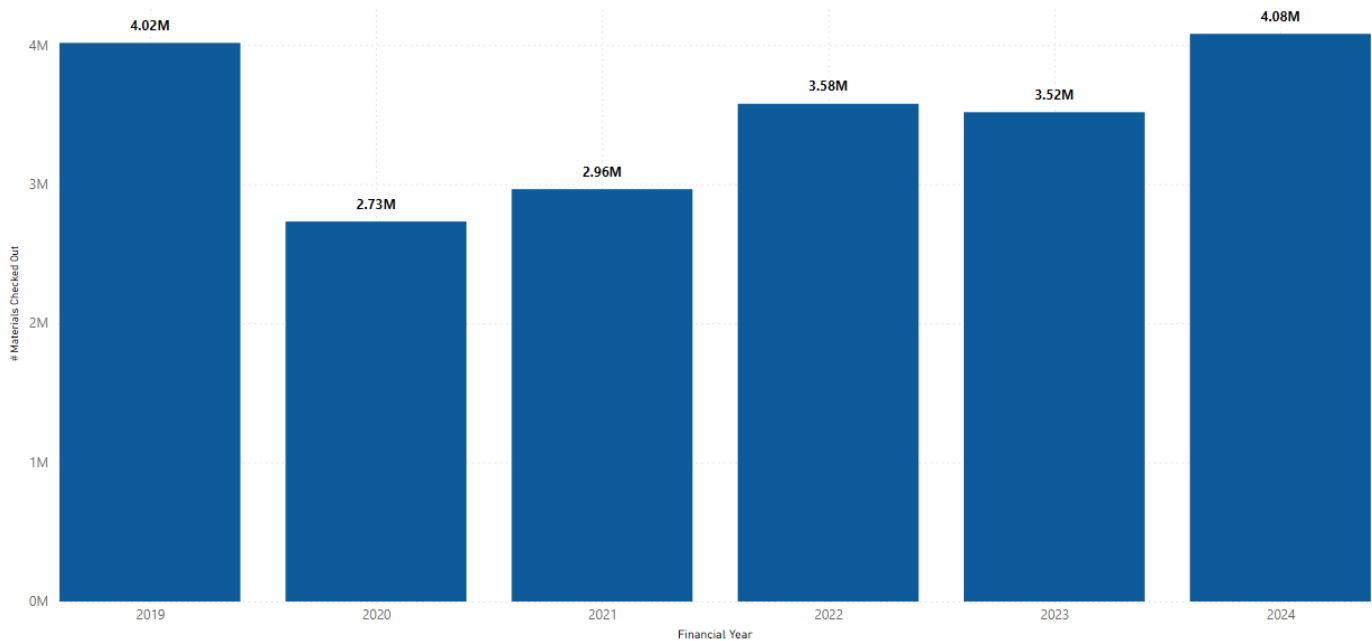
The purpose of this Informal Report is to inform Mayor and Council about Fort Worth Public Library’s (FWPL) FY24 year-end performance. It was a record-breaking year in many respects and the data show that library usage is increasing. The following charts from the FWLab’s statistical dashboard show the large increase in library checkouts, number of library programs delivered, and program attendance by the public.

Materials Borrowed

Books are just the beginning. The FWPL maintains a vast collection of materials to borrow including physical and digital books, book kits, baby bags, musical instruments, movies, video games, backyard games, wifi hotspots, and more. Patrons may even checkout passes to the Fort Worth Botanic Garden and Log Cabin Village.

An encouraging datapoint from the dashboard is the number of library materials being checked out annually. Fort Worthians are checking out items from the library in record numbers. FY24 checkouts exceed pre-pandemic checkouts, with one difference between 2019 and 2024 being that total number of checkouts are nearly evenly divided between physical and digital materials.

Fiscal Year to Date Checkouts of Physical Books, Digital Downloads, and Other Materials





To the Mayor and Members of the City Council

January 14, 2025

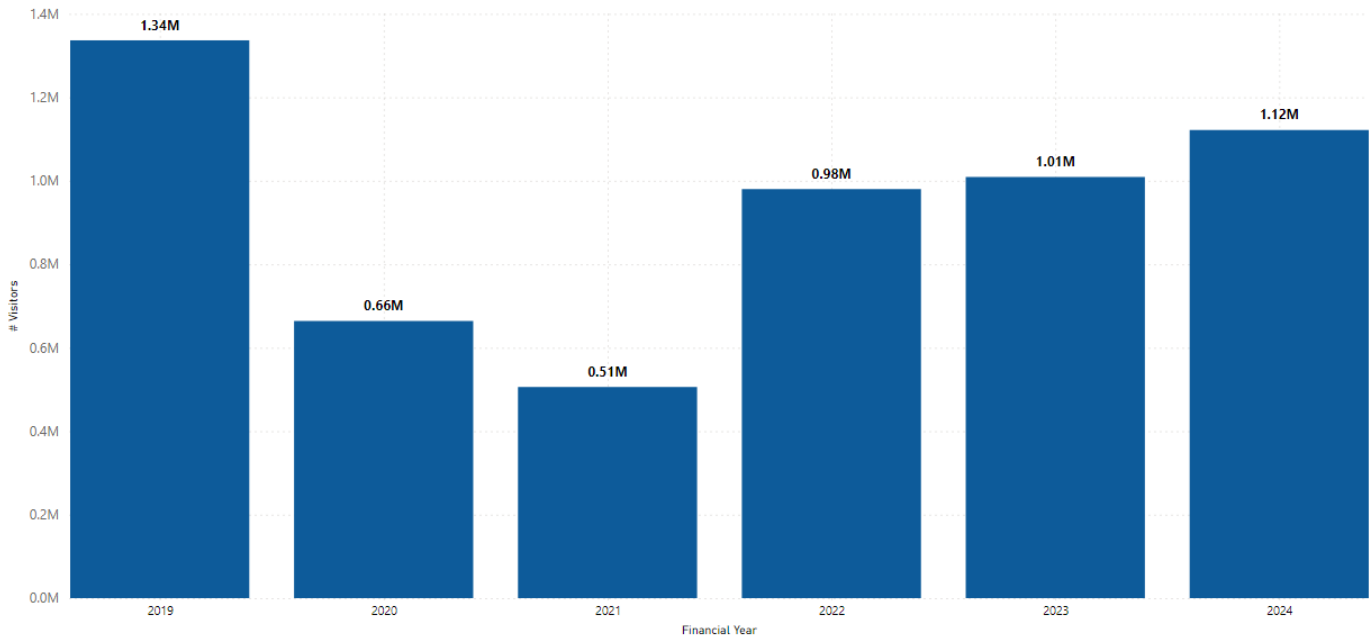
Page 2 of 4

SUBJECT: LIBRARY FISCAL YEAR 2024 PERFORMANCE MEASURES UPDATE

Library Visits

Total library visits remain slightly less than pre-pandemic numbers. Before the pandemic, Central Library had the highest traffic count. Central Library closed to the public in 2023, so having total visits that are close to pre-pandemic numbers without the previous traffic of Central Library shows that people are coming back through the doors at an increased rate throughout the city. Opening the Clifford Crossing Library in 2024 is also helping to increase total visits. With a new Far Northwest Library coming online in 2026 and the possibility of opening the new downtown library in the same year, library visits are expected to exceed pre-pandemic levels in FY26 or FY27.

Fiscal Year to Date Total Number of Visits



Programs Delivered

Programming has been another area of tremendous growth for FWPL. There has been increased internal focus for the past five years on becoming a programming library where people can learn a variety of things in person in addition to being a place that patrons can come to check out materials. In addition to the dedicated staff that make this possible, the FWPL has numerous Programming Partners and Community Supporters. Patrons are enjoying the variety of events they can attend at their local libraries. Everything from traditional story times for young children to music concerts featuring Amplify 817 artists have attracted the public. Library programming staff work hard to create programs that represent a wide variety of topics that capture the diverse interests and needs of the neighborhoods each location serves. This can include programming in Spanish and Mandarin or being responsive to special needs communities.



To the Mayor and Members of the City Council

January 14, 2025

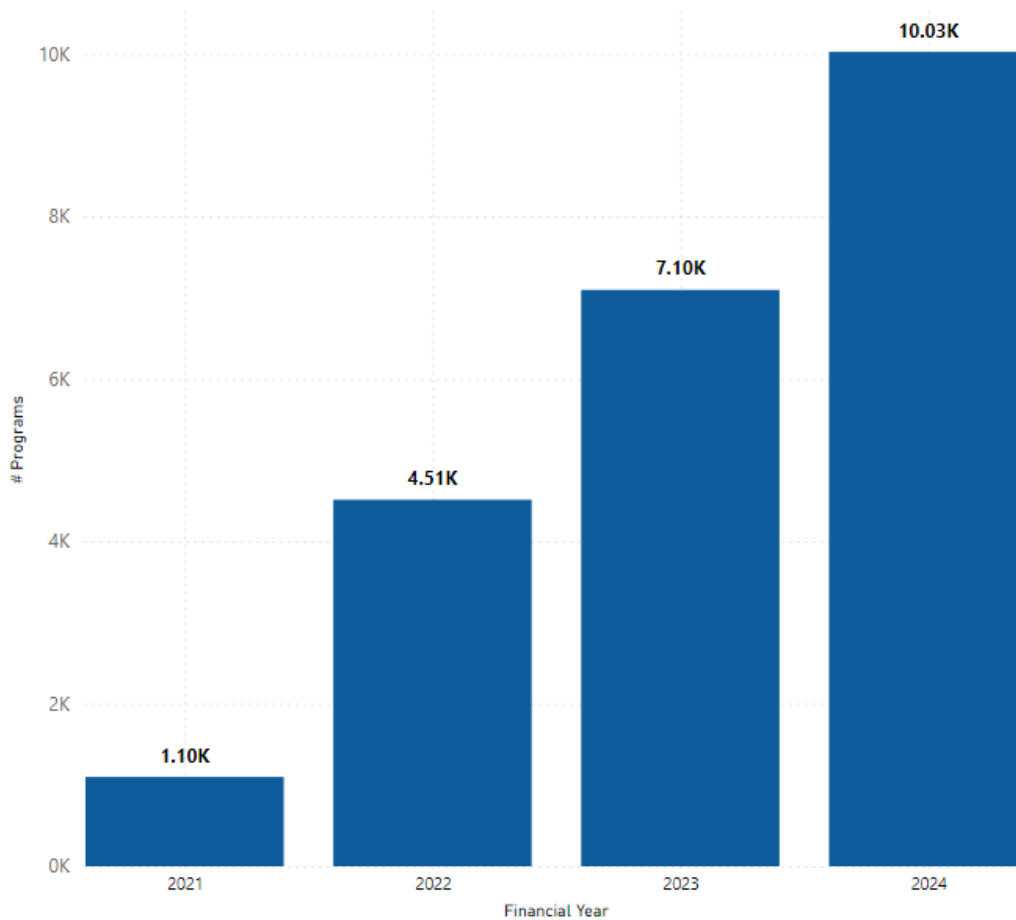
Page 3 of 4

SUBJECT: LIBRARY FISCAL YEAR 2024 PERFORMANCE MEASURES UPDATE

The total number of programs offered to the public has grown over 800 percent since 2021. Program attendance has also increased as more programs are offered, but at a slightly higher rate over the same time period. Program attendance has increased 826 percent since 2021. The Mayor’s Summer Reading Challenge surged from over two million minutes read in 2023 to over four million minutes read in 2024! The library relaunched the 1,000 Books Before Kindergarten early literacy initiative in January 2024 to resounding success, signing up 1,795 families during the year who read 113,937 books, and celebrating 47 children who completed the reading challenge.

Recently, the FWPL unveiled the [‘Fort Worth Fun Tracker’](#) program to encourage residents to participate in library programs, explore services, and experience cultural events and activities throughout the City of Fort Worth.

Fiscal Year to Date Total Number of Programs



To the Mayor and Members of the City Council

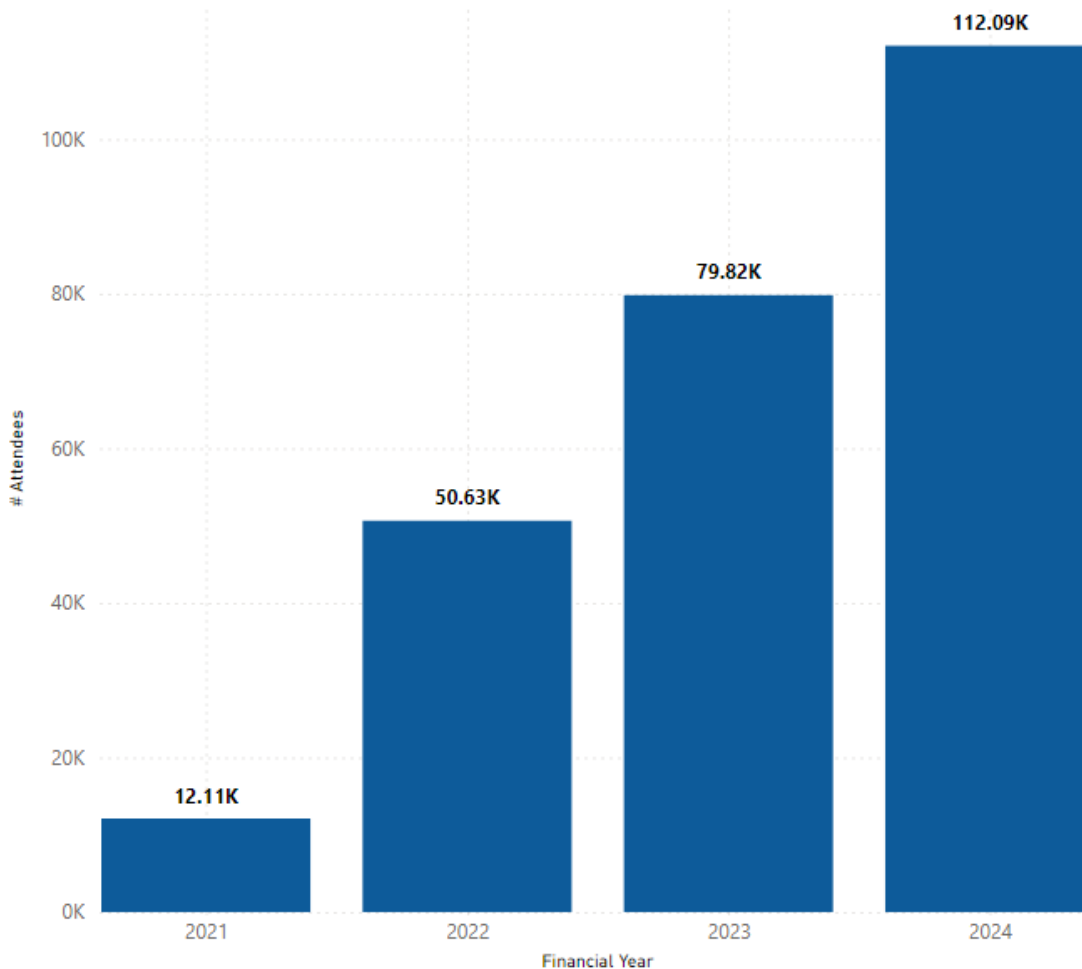
January 14, 2025

Page 4 of 4



SUBJECT: LIBRARY FISCAL YEAR 2024 PERFORMANCE MEASURES UPDATE

Fiscal Year to Date Total Program Attendance



The Fort Worth Public Library is committed to building a community of learners, dreamers and doers and proudly serves residents and visitors at 20 different locations across the City.

For questions, please contact Midori Clark, Director of the Fort Worth Public Library, via e-mail to midori.clark@fortworthtexas.gov.

David Cooke
City Manager