

A Resolution

NO. _____

DESIGNATING THE COMO NEIGHBORHOOD AS THE NEIGHBORHOOD IMPROVEMENT PROGRAM TARGET AREA FOR FISCAL YEAR 2021 AND SUPPORTING THE USE OF \$3,190,000.00 IN CAPITAL FUNDS FOR THE PROGRAM

WHEREAS, the City of Fort Worth (“City”) values its diverse neighborhoods as core building blocks of a great city; and

WHEREAS, the City Council recognizes that some of its neighborhoods face certain economic and social challenges that impact the City’s overall livability and cause vulnerability for some of its residents; and

WHEREAS, the City has engaged its residents and other stakeholders as equal partners in creating and sustaining thriving neighborhoods that are safe, healthy, attractive, and economically stable; and

WHEREAS, the City’s Neighborhood Improvement Program is a comprehensive community initiative led by its Neighborhood Services Department (“NSD”) that utilizes data obtained through Neighborhood Profile Area (“NPA”) Vitality Measures prepared by NSD to improve the quality of life and overall health and well-being of residents in targeted neighborhoods; and

WHEREAS, the elements of neighborhood vitality in the City include decent affordable housing, strong performing schools, attainable health care and social services, accessible jobs, connective transportation systems, active retail/commercial hubs, safe streets, and sustainable infrastructure; and

WHEREAS, the Neighborhood Improvement Program in combination with NPA Vitality Measures identifies and evaluates strengths and challenges for City neighborhoods and provides strategies and allocation of resources for neighborhood improvement; and

WHEREAS, the City supports revitalizing challenged neighborhoods by allocating funds for capital improvements for the Neighborhood Improvement Program, with the allocation for Fiscal Year 2021 being \$3,190,000.00; and

WHEREAS, on December 13, 2016, the City Council implemented a pilot program for the Neighborhood Improvement Program for Cavile Place and Stop Six using \$2,560,000.00 in capital funds appropriated in the Fiscal Year 2017 Budget to implement strategic investments aimed at increasing public safety, improving the physical characteristics of the targeted area, promoting economic revitalization, providing supportive services to reduce poverty, and improving the quality of life in the targeted neighborhoods (Resolution No. 4722-12-2016); and

WHEREAS, on January 30, 2018, the City Council passed a resolution supporting the continuation and expansion of the Neighborhood Improvement Program for the Ash Crescent Neighborhood, using \$2,770,000.00 in capital funds appropriated in the Fiscal Year 2018 budget to implement strategic capital investments aimed at increasing public safety, improving the physical characteristics of the targeted area, promoting economic revitalization, providing supportive services to reduce poverty, and improving the quality of life in the targeted neighborhoods (Resolution No. 4901-01-2018); and

WHEREAS, on January 15, 2019, the City Council passed a resolution supporting the continuation and expansion of the Neighborhood Improvement Program for the Northside Neighborhood, using \$3,052,000.00 in capital funds appropriated in the Fiscal Year 2019 budget to implement strategic capital investments aimed at increasing public safety, improving the physical characteristics of the targeted area, promoting economic revitalization, providing supportive services to reduce poverty, and improving the quality of life in the targeted neighborhoods (Resolution No. 5031-01-2019); and

WHEREAS, beginning in Fiscal Year 2019, the City noted that, based on evaluation of lessons learned in Fiscal Years 2017 and 2018, the City's intent is to annually designate a targeted neighborhood for the Neighborhood Improvement Program that demonstrates indicators of distress such as significant blight, inadequate public infrastructure, persistent public safety issues, low educational attainment, and a high concentration of low and moderate income residents and that presents an opportunity to leverage other economic and social investments; and

WHEREAS, on January 28, 2020, the City Council passed a resolution supporting the continuation and expansion of the Neighborhood Improvement Program for the Rosemont Neighborhood, using \$3,100,000.00 in capital funds appropriated in the Fiscal Year 2020 budget to implement strategic capital investments aimed at increasing public safety, improving the physical characteristics of the targeted area, promoting economic revitalization, providing supportive services to reduce poverty, and improving the quality of life in the targeted neighborhoods (Resolution No. 5181-01-2020); and

WHEREAS, the neighborhood known as Como, specifically the portion of the Como neighborhood shown in the attached Exhibit "A" has met the criteria and is recommended for designation as the Neighborhood Improvement Program's Target Area for the current fiscal year.

NOW, THEREFORE, BE IT RESOLVED BY THE CITY COUNCIL OF THE CITY OF FORT WORTH, TEXAS THAT:

The City Council designates the portion of the Como Neighborhood depicted in the attached Exhibit "A" as the Neighborhood Improvement Program's Target Area for Fiscal Year 2021 and supports the investment of \$3,190,000.00 in capital funds for capital projects to improve public safety and attract private investment in order to promote economic revitalization and improve quality of life and overall health and wellbeing of neighborhood residents.

Adopted this 1st day of December, 2020.

ATTEST:


By: _____


Mary Kayser, City Secretary


Exhibit A
Como Neighborhood
Neighborhood Improvement Area





 **Como Area 1**


 **\$18,507**
USD
Median Household Income

 **41%**
People Below Poverty Level per capita


 **14%**
Unemployment Rate

 **10%**
Educational Attainment: Less than 9th Grade per capita over 25

 **11%**
Educational Attainment: 9th to 12th Grade, No Diploma per capita over 25

 **1958**
Year
Building Age - Median

 **1,909**
People
Total Population

 **44%**
Household Internet Broadband Cable Fiber DSL per household